





LOOKING TO MAKE YOUR VALENTINE EXTRA SPECIAL ?


1. Color in the valentine cards



2. Cut them out along dotted line




3. Cut a rectangle out of a sheet of construction paper. Make sure its a bit bigger than the valentine



4. Glue valentine to construction paper off to one side.




5. Use a hole punch or scissors to make a hole in the construction paper



6. About an inch below the first hole make a second


7. Push the stick of a lollipop down through the top hole to the back of the card



8. Push the stick back up through the bottom hole to the front of the card.



Now you have an extra SWEET valentine to deliver. Rosie would be so proud of you!



Get your Copy of A Rosie Valentine Today!



COLOR YOUR OWN VALENTINES

Get your Copy of A Rosie Valentine Today!



WWW.GNOMEVILLEPRESS.COM



© GNOMEVILLE PRESS 2025

POPPY

To

**A LITTLE BIRDIE
TOLD ME YOU'D
MAKE A GREAT
VALENTINE!**

From

HUNNY

To

**BEE
MINE!**

From

SUNNY

© GNOMEVILLE PRESS 2025

MOONBEAM

To

**YOUR HEART
SHINES BRIGHTER
THAN THE STARS!**

From

CHIP

To

**HAVING YOU
AS A FRIEND
IS BETTER
THAN
COOKIES!**

From

© GNOMEVILLE PRESS 2025

© GNOMEVILLE PRESS 2025

ESTHER

To

**I THINK YOU'D
MAKE AN
EGG-CELENT
VALENTINE!**

From

ROSIIE

To

**SENDING
LOTS OF
LOVE!**

From

© GNOMEVILLE PRESS 2025